

www.epiroc.homes

Pit Viper 235 Blasthole Drills

Multi-pass rotary and down-the-hole (DTH) drilling

 **Epiroc**



Compact yet powerful

Epiroc's PV-235 is a flexible workhorse that can be configured in many different ways for a wide range of rotary and DTH drilling operations. A proven staple in the Pit Viper range, this model is extremely fuel efficient — which can add up to significant savings. With both diesel and electric versions to choose from and Epiroc's Rig Control System (RCS) standard, the PV-235 delivers a full range of options to meet your needs now and in the future.



After adding a PV-235 to its fleet, Australian mining contractor Deveth Drilling Queensland (DDQ) was able to achieve fuel savings of about 1,000 liters every 24 hours, adding up to about \$75K in three months and half a million dollars per year.

+ Key benefits

Variety of applications

The PV-235 is a crawler-mounted, hydraulic tophead-drive rig that's suitable for a variety of multi-pass rotary and DTH drilling applications. It provides blasthole drilling to depths of 240 ft (73.2 m) with the 40 ft (12.2 m) tower, and 210 ft (64 m) with the 35 ft (10.7) tower.

Powerful performance

The PV-235 delivers a hole diameter of 6-3/4 in – 10-5/8 in (171 mm – 270 mm). In addition, the 40 ft tower option is capable of single-pass drilling of a 40 ft (12.2 m) clean hole with the drill bit above the table, which is ideal for 10 m bench heights.

Options to fit your application

Choose from a variety of low- and high-pressure compressors, with matching electric or diesel engines and a single- or two-speed rotary head.

For details on how the Pit Viper series can enhance your profitability contact your Epiroc representative or visit epiroc.com.



Designed for maximum productivity and value




+ Operator comfort

The PV-235 features an insulated, pressurized cab with an air-ride operator seat — providing high suspension comfort with excellent visibility. The large cab is equipped with Rig Control System (RCS) controls, providing onboard automation capabilities as part of the standard drill package for added safety and productivity.



+ Ease of maintenance

The deck layout on the Pit Viper series offers easy access to all major service components. Valve and filter racks are standard, plus, optional ground-level fast fuel fill connections and live sampling are available.



+ Enhanced safety

The PV-235 is equipped with a number of features to help keep operators safe on the job. Features include a FOPS cab with double safety glass and remote hydraulic tower pinning, as well as safety interlocks through the RCS system and safety shutdowns for temperature, low level, and pressure. Other features include spring-applied, hydraulic-released brakes on the tramming system, and automation options to further increase safety.



Service and support

Epiroc offers several types of service agreements to meet your operational requirements and maximize your productivity:

Variable-price repairs

Service when you need it.

Fixed-price repairs

Service with controlled costs.

Equipment audit

Scheduled equipment quality control.

Preventive maintenance programs

Peace of mind so you can focus on your core business.

Robust, double-cut structural tower lacing offers strength without the added weight of less efficient designs and is designed for long life in the toughest mining conditions.

Electronic Air Regulation System (EARS) allows you to easily adjust your compressor to save horsepower and fuel consumption for a lower total cost of ownership (TCO).

"Walking beam" oscillation yoke allows the rig to travel over uneven ground while reducing torsional stresses on the main frame.

Spacious one-piece FOPS (Falling Object Protective Structure)-rated cab is designed for visibility and operator comfort.



Main frame features welded rectangular tubing, reinforced by dynamic strain gauging.

Flexibility for the future



Epiroc's Rig Control System (RCS) is based on proven CAN-bus technology and comes standard on the PV-235. RCS provides a number of safety and interlock features, as well as a foundation to add new functionality/options later without a major rebuild of the machine. With RCS, you can run your PV-235 with an operator on board using options such as Autodrill and Autolevel — or you can run with the operator off the drill with the optional BenchREMOTE package, allowing one operator to run one or multiple units. You can even implement autonomous drilling with almost no human interaction with the drill.

Add-on features:

Autodrill

Executes fast, safe and efficient drilling processes in a consistent way.

Autolevel

Closes the gap between less experienced and expert operators.

Wireless remote tramming

Allows the operator to tram a Pit Viper from the bench within a 32.8 – 65.6 ft (10 – 20 m) distance.

Teleremote

Allows safe, productive and effective single- or multi-drill remote operations (control room and drill solutions sold separately).

High-precision GPS hole navigation system

Imports drill plans to RCS and ensures that each blasthole is precisely positioned with accuracies of up to ±3.9 in (±10 cm), depending on installation and the number of satellites.

Office pack

Includes:

- **Common Communications Interface (CCI)**
Allows data transfer to and from the RCS system.
- **Surface Manager**
Provides production reporting.
- **Rig Remote Access (RRA)**
Wirelessly sends files to and from the drill rigs.
- **Desktop Viewer**
Allows remote access to the drill's operational screens.

Technical specifications

Sub structure

Mainframe

- Weld fabricated reinforced rectangular steel frame with steel plate for both main rails and crossbeams
- Designed by Epiroc, and weld fabricated by certified welders
- Designed with the latest FEA technology and verified by dynamic strain gauging

Leveling Jack

Type	Hydraulic cylinder with lock check
Quantity	Four jacks
Calculated jack pad bearing pressure	60 psi (413 kPa)
Position indication	"Jack up" indicator lights on console or RCS screen

Capacities

Fuel tank	450 gal (1,703 L) or 650 gal (2,460 L)
Water tank	600 gal (2,271 L) or 1,000 gal (3,785 L)
Hydraulic tank	80 gal (303 L)

Undercarriage and propel system

Make	Caterpillar 330EL
Mounting	Oscillating walking beam: 2.75' each side, total 5.5'
Total length	210 in (5.33 m)
Ground contact	171 in (4.34 m)
Take-up adjustment	Grease slack adjustment; spring recoil
Rollers	11 lower / 2 upper
Location	Equally spaced between idler and sprocket
Roller bearings	Sealed for life
Track pads	Type: Triple bar grouser — for increased grip and reduced ground pressure Width: 33.5 in (851 mm) Ground pressure: 13 psi (89.6 kPa)
Drive	Hydraulic motors through planetary reduction
Propel motors	Two - Hydraulic, axial piston, fixed displacement rating (each): 205 HP (152.9 kW)
Propel speed range	Epiroc: 0 – 2.5 mph (0 – 4 km/h)



Technical specifications

Tower, carousel and drill rod handling

Tower	
Tower construction	Fully welded four main member with open front ASTM A500 Grade B rectangular tubing
Tower raising	Two hydraulic cylinders; live tower (raise and lower with full carousel and rotary head at top of tower)
Rod support	Hydraulic cylinder actuation to center drill rod

Rated capacity	
Single pass depth (clean hole with drill bit above the table)	Standard 35 ft rod tower: 35 ft (10.7 m), optional 40 ft rod tower: 40 ft (12.2 m)
Maximum hole depth	Standard 35 ft rod tower: 210 ft (64 m), optional 40 ft rod tower: 240 ft (73.2 m)

Carousel (carousel internal to the tower with key-lock retention)	
Rod length	Standard: 35 ft (10.7 m), optional: 40 ft (12.2 m)
Capacity	<ul style="list-style-type: none"> • Five pieces of 4-1/2 in or 5 in rods (114 mm or 127 mm) • Four pieces of 5 in or 5-1/2 in (127 mm or 140 mm) • Three pieces of 6-1/4 in or 7 in (159 mm or 178 mm) • Once piece of 8 in (203 mm)
Actuation	Two hydraulic cylinders
Safety	<ul style="list-style-type: none"> • Drill pipe is held securely in carousel by "key lock design" mechanism • No bump system to prevent damage if carousel not stowed

Drill rods (35 ft (10.7 m) or 40 ft (12.2 m) rods)		
Drill pipe diameter	Thread	Suggested bit diameter
4-1/2 in (114 mm)	3-in BECO	6-3/4 in (171 mm)
5 in (127 mm)	3-1/2 BECO	6-3/4 in - 7-3/8 in (171 mm - 187 mm)
5-1/2 in (140 mm)	3-1/2 in BECO	6-3/4 in - 7-7/8 in (171 mm - 200 mm)
6-1/4 in (159 mm)	4 in BECO	7 7/8 in - 9 in (200 mm - 229 mm)
7 in (178 mm)	4-1/2 in BECO	9 in (229 mm)
7-5/8 in (194 mm)	5 1/4 in BECO	9-7/8 in (251 mm)
8 in (203 mm)	5-1/4 in BECO	9-7/8 in - 10-5/8 in (251 mm - 270mm)

Rotary head (standard 4SV-2-10 or optional direct drive rotary head)	
Speed range	Variable 0 - 190 RPM, Optional 0 - 200 RPM
Torque	Variable 0 - 8,200 lbf-ft (0 - 11,118 Nm), Optional 0 - 8,500 lb-ft (0 - 11,524 Nm)
Number of motors	Standard: Two, Optional: One
Type of motor	Standard: One variable displacement axial piston and one fixed. Optional: Vane
Reduction	Standard: 15:1, Optional: 1:1
Travel length	Standard 35 ft rod tower: 43 ft (13.11 m), Optional 40 ft rod tower: 45 ft 7 in (13.89 m)

Feed system	
Pulldown capacity	Up to 65,000 lbf (0 - 289 kN)
Pullback capacity	0 - 27,000 lbf (0 - 120 kN)
Weight on bit	35 ft rod tower: variable, 0 - 70,720 lb (0 - 32,078 kg) 40 ft rod tower: variable, 0 - 71,330 lb (0 - 32,355 kg)
Mechanism type	One hydraulic cylinder and feed cables
Number of cables - diameter	Two pulldown - 1 in (25.4 m), Two pullback - 7/8 in (22.2 mm)
Number of sheeves - outside diameter	Eight - 24.5 in (622 mm)
Feed speed	140 ft/min (42.7 m/min)
Retract speed	202 ft/min (61.6 m/min)

Technical specifications

Cab and controls

Cab	
<ul style="list-style-type: none"> • Quiet, single piece design with no seams or leaks (tested @ less than 80 dBA) • Insulated, pressurized with heater and under cab mounted air conditioning • Falling object protective structure (FOPS) certified • Ergonomically designed control system and excellent visibility (with unobstructed view to drill table) 	

Controls (Standard Rig Control System - RCS)	
RCS Control	<p>Integrated control touchscreen (penetration rate, rotation torque, rotation pressure, pulldown force, pulldown pressure, hole depth indicator, etc.)</p> <p>Two joy sticks (attached to the operator's seat) and push buttons on the operator panel controls (propel and leveling jack, pulldown feed control, holdback feed control)</p> <p>Standard interlocks/features</p>

Hydraulic system	
<ul style="list-style-type: none"> • Pumps mounted on a single three-hole gearbox, and driven off the engine through a drive shaft • Main pumps work through diverter valves to control feed/rotation and propel • Hydraulic oil cooler provided standard: assures proper oil temperature (improve system efficiency, and increase component life) • Easy servicing with ease of access to the pumps, filters and valve bay area and simplified tracing of hosing 	

Power package

Airend	
	1,600 cfm / 110 psi (45.3 m ³ /min / 7.6 bar) 1,900 cfm / 110 psi (53.8 m ³ /min / 7.6 bar) 1,300 cfm / 435 psi (36.8 m ³ /min / 30 bar) 1,530 cfm / 350 psi (43.3 m ³ /min / 24 bar)

Electronic Air Regulation System (EARS)	
<ul style="list-style-type: none"> • Standard on the PV-235 • Deliver variable air volume control (within system capacity), while still maintaining constant air pressure • Optimal fuel efficiency while hole collaring • Reduced wear on drill string components 	

Diesel Engine	
Diesel engine - non Tier 4	CAT C18 T3 - 630 HP (470 kW) CAT C27 T2 - 800HP (597 kW) Cummins QSK19 T2 - 760 HP (567 kW)
Diesel engine - Tier 4	Cummins QSK23 T4F - 860 HP (641 kW)

Technical specifications

Shipping dimensions and weight (standard machine)

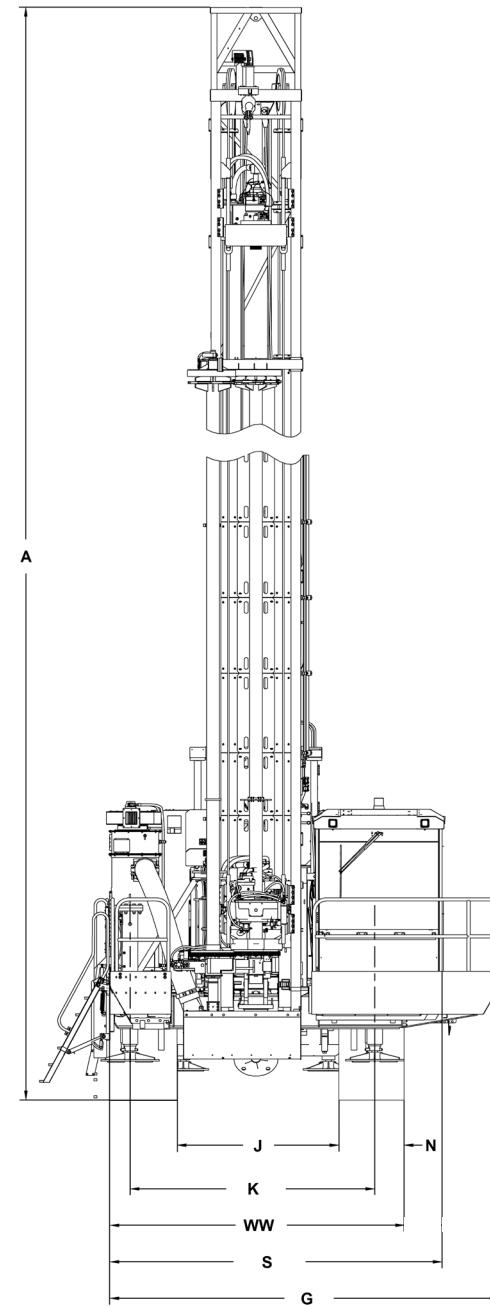
Tower	
Length	35 ft tower: 69 ft (21.03 m) 40 ft tower: 60 ft 9 in (18.52 m)
Width	21 ft (6.41 m)
Height	35 ft tower: 57 ft 5.7 in (17.51 m) 40 ft tower: 62 ft 5.7 in (19.04 m)
Gross weight	35 ft tower: 32,500 lb (14.7 tonnes) 40 ft tower: 35,000 lb (15.9 tonnes)

Main frame (stripped)	
Length	Short deck: 35 ft 10.9 in (10.95 m) Long deck: 39 ft 9.5 in (12.13 m)
Width	Short deck: 17 ft 4.1 in (5.29 m) Long deck: 18 ft 8.5 in (5.7 m)
Height	9 ft (2.75 m)
Gross weight	110,000 lb (49.9 tonnes)

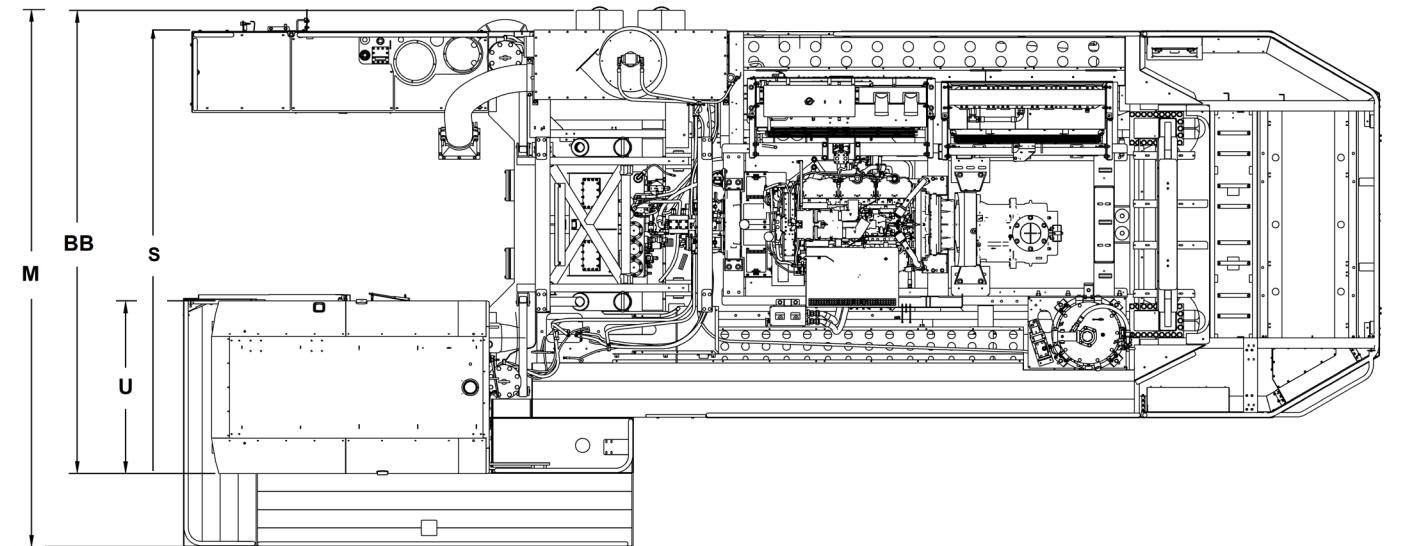
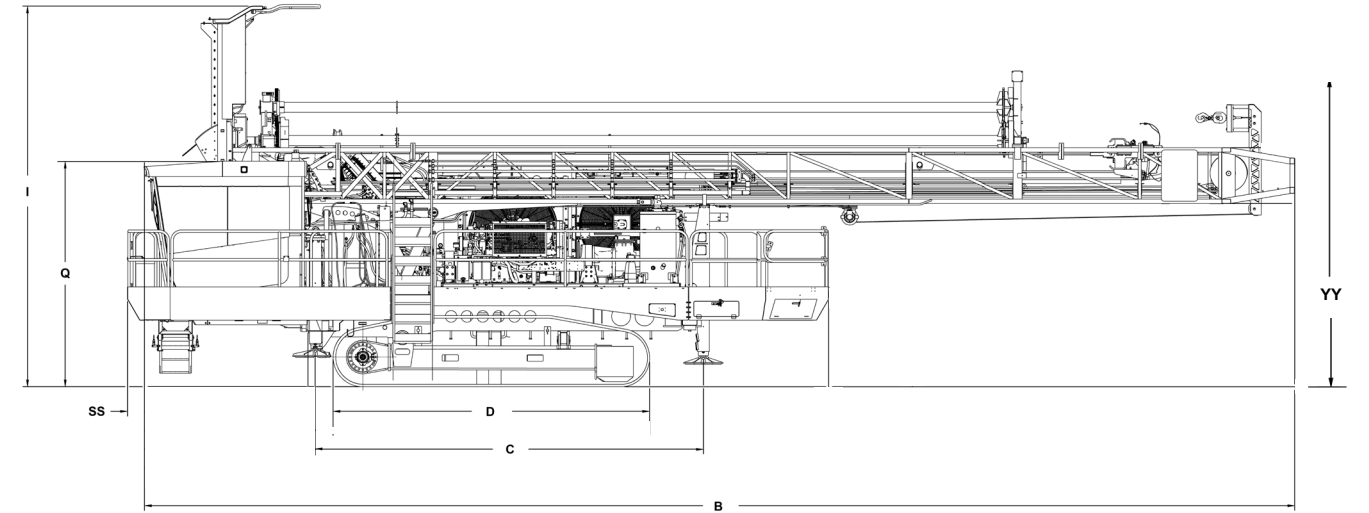
Operating weight	
Estimated weight	128,000 – 145,000 lb (58 – 65.8 tonnes)

Operating dimensions (Dimensions for PV-235 diesel, dimensions may vary by machine and options)

	Description	Dimensions ft (m)
A	Height – tower up (35 ft rod tower) Height – tower up (40 ft rod tower)	57' 5.7" (17.51) 62' 5.7" (19.04)
B	Length – tower down (35 ft rod tower) Length – tower down (40 ft rod tower)	58' 5.5" (17.82) 63' 5.5" (19.34)
C	Length – jack center to jack center	20' 8" (6.3)
D	Length – undercarriage (330EL)	17' 6" (5.32)
G	Width – dust collector to cab deck	17' 1" (5.2)
I	Height – ground to dust hood	21' 0.3" (6.41)
J	Width – track inside to track inside	6' 11" (2.11)
K	Width – jack center to jack center	16' 3" (4.9)
M	Width – overall with dust collector overhang	17' 9.7" (5.44)
N	Width – track	2' 10" (0.85)
Q	Height – ground to cab top	13' 4" (4.06)
S	Width – drill end (short cab deck)	14' 7" (4.45)
U	Width – cab	5' 7" (1.7)
BB	Width – cab to dust collector	15' 3.8" (4.7)
SS	Length – cab edge to cab deck edge	2' 1" (0.64)
WW	Width – undercarriage assembly	12' 6" (3.81)
YY	Height – ground to tower access ladder	18' 1.5" (5.52)



Technical specifications



Optional equipment

Following are some examples of available options. For a comprehensive list, please contact your local Epiroc Customer Center.

- Hydraulically operated automatic wet clutch between airend and engine
- Wrap-around decking for 360° access around cab
- Cold-weather options for drill operation in extremely cold ambient conditions (-45° C)
- Automatic thread lubrication
- Hydraulic retractable stair
- Water injection system
- Angle drilling package
- Fast service options
- Auxiliary crane
- Video camera
- Dust collector

**United in performance.
Inspired by innovation.**

Performance unites us, innovation inspires us, and commitment drives us to keep moving forward. Count on Epiroc to deliver the solutions you need to succeed today and the technology to lead tomorrow.

[epiroc.com](https://www.epiroc.com)

